



Salvo™

Efficient & Safe Loading

www.castell.com
www.salvosafe.com



Salvo™ Efficient & Safe Loading

Salvo prevents the accidental drive-away of a vehicle during loading or unloading of goods at a loading bay.

The Salvo links the articulated trailer to the loading bay door during the loading or unloading of goods.

The Salvo comprises of two sections:

- The lock that controls the movement of the articulated trailer – Salvo Susie
- The lock that controls the opening of the loading bay door – SCP

The Salvo Susie is fitted to the emergency air line coupling when the trailer has been reversed into position at the bay. After successful fitment, a Salvo coded key is released from the Salvo Susie, locking the unit firmly onto the coupling. The coded Salvo key can only be released once the Salvo Susie has been fitted to the brake coupling. The coded Salvo key is then taken to the corresponding loading bay door and used to open the door.

The secret of the Salvo system is that only one Salvo key exists per bay, thus ensuring that the door can only be opened ONCE the trailer has been secured in place. To ensure the integrity of the system, each bay will have a different code.

Salvo Susie 2 3 4

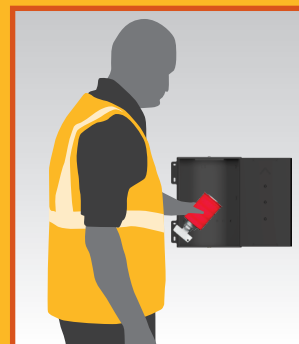
The Salvo Susie is a key operated mechanical lock designed to fit on to all UK trailer, emergency brake line connectors. Its purpose is to prevent re-connection of the air brake hose, thereby immobilising the trailer. When fitted, the Salvo Susie can only be removed with the permit Salvo key.

Salvo Control Panel 5

The Salvo Control Panel (SCP) is the main interface between the Salvo couplings and associated bay door controls. The SCP comprises of a wall mounted panel with easy to use Castell interlock key switch to allow operation of the bay. There is also panel indication to indication status and operation. Installation is via plug in terminals on the inside door of the panel. 6 When bay door is open, the Salvo key is trapped in the SCP.





The driver reverses the vehicle onto the loading bay as normal.



The Salvo Susie is collected from the storage area. (Usually located next to the bay area.)



The Salvo Susie is then taken to the brake line coupling end of the trailer.




The Salvo Susie is placed over the emergency airline coupling releasing the trapped Salvo key and locking the Salvo Susie on. The trailer brakes are locked on. The Salvo key is then taken back to the Salvo Control Panel (SCP) at the loading bay.

When the Salvo key is inserted and turned in the Salvo Control Panel (SCP) the loading bay becomes energised (with no key inserted the bay door will not open).

The loader can now operate the loading bay door and dock leveller. When the bay door is open the Salvo key is trapped in the Salvo Control Panel (SCP).



A HALMA COMPANY



SPS China
2F, Building 63,
No 421 Hongcao Road, Xuhui District
Shanghai PRC, 200233
China

t: +86 (0)21 6040 7398
f: +86 (0)21 5453 0630

chinasales@castell.com
www.castell.com



Castell Safety
Tower 185
60185 Frankfurt am Main
Germany

t: +49 (0)69 50 50 47 310
f: +49 (0)69 50 50 47 450

vertrieb@castell.com
www.castell.com



Castell Safety
The Castell Building
217 Kingsbury Road
London, NW9 9PQ
UK

t: +44 (0)20 8200 1200
f: +44 (0)20 8205 0055

sales@castell.com
www.castell.com



Kirk Key Interlock
9048 Meridian Circle NW
North Canton, OH 4772C
USA

t: +1 800 438 2442
f: +1 330 497 4400

sales@kirkkey.com
www.kirkkey.com